


# ZOOM STUDENT GUIDE

## MEETING IN TEAMS


Click a Topic to Learn More



1

### LOGIN TO ZOOM VIA BOSTONU.ZOOM.US


Open a Web Browser and navigate to [BostonU.zoom.us](https://bostonu.zoom.us). Click on Sign In and sign in with your BU Kerberos Log in



2

### SCHEDULE AND SETUP YOUR TEAM'S MEETING LINK

Only one person will need to setup your Team's Zoom link. To do so, please log in to [BostonU.zoom.us](https://bostonu.zoom.us).



3

### SEND THE MEETING LINK TO YOUR TEAM

Please send along the Meeting Information to your team. To join into the Zoom Meeting, please click on the Zoom Meeting Link. If you do not have Zoom installed, you will be prompted to install it. Once you do, you will be in the Zoom Session.



### PRO TIPS

1. Use a stable and reliable internet connection
2. Make sure you have access to a power source. Video drains your battery.
3. Find a quiet place and use a headset for the best audio quality
4. Avoid distractions and private behaviors (everyone can see you).
5. Mute your microphone when not talking.
6. Make eye contact with the camera. Speak slowly and clearly to avoid too much movement.
7. For Participant In Meeting Controls, please click [here](#).

