

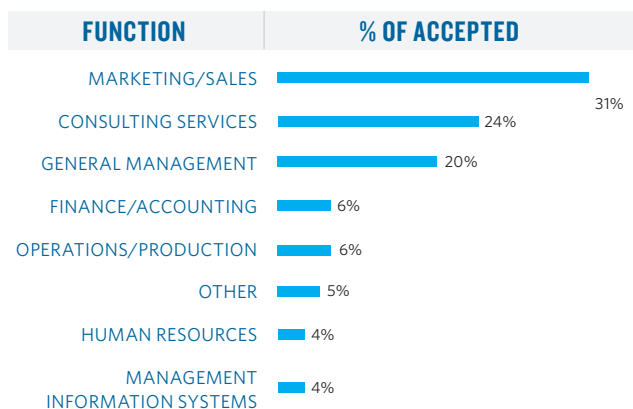
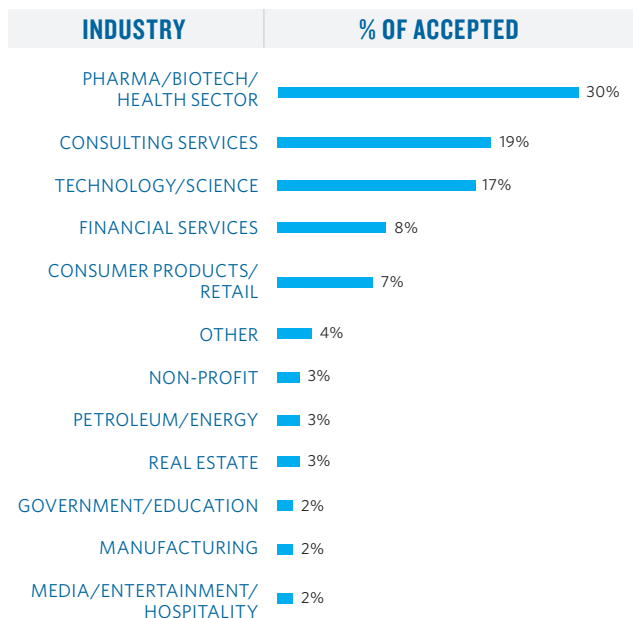
FULL-TIME MBA EMPLOYMENT REPORT

CLASS OF 2018

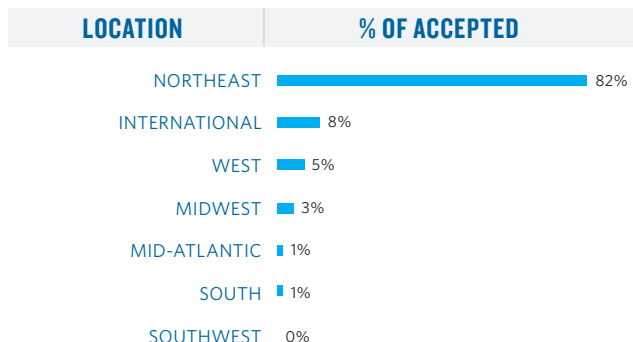
EMPLOYMENT BREAKDOWN

▶ 91% OF STUDENTS SEEKING EMPLOYMENT
ACCEPTED AN OFFER WITHIN THREE
MONTHS OF GRADUATION

EMPLOYMENT BY INDUSTRY



EMPLOYMENT BY LOCATION



SALARY BREAKDOWN

SALARY SUMMARY*

| | 2018 |
|---------------------|-----------|
| MEAN BASE | \$93,387 |
| MEDIAN BASE | \$95,000 |
| MEAN SIGNING BONUS | \$17,308 |
| MEAN OTHER COMP | \$15,614 |
| TOTAL WEIGHTED COMP | \$110,695 |

SALARY BY FUNCTION

| FUNCTION | MEAN BASE | SIGNING BONUS |
|-----------------------------------|-----------|---------------|
| CONSULTING SERVICES | \$106,808 | \$17,937 |
| FINANCE/ACCOUNTING | \$78,500 | \$25,000 |
| GENERAL MANAGEMENT | \$83,071 | \$13,714 |
| HUMAN RESOURCES | \$87,934 | — |
| MANAGEMENT INFORMATION SYSTEMS | \$82,667 | — |
| MARKETING/SALES | \$92,593 | \$18,789 |
| OPERATIONS/PRODUCTION | \$98,000 | — |
| OTHER | \$89,400 | — |

SALARY BY DEGREE PROGRAM

| DEGREE | MEAN BASE | SIGNING BONUS |
|--------------------------|-----------|---------------|
| GENERAL MBA | \$86,163 | \$15,000 |
| MSDi | \$106,778 | \$20,412 |
| HEALTH SECTOR MANAGEMENT | \$97,942 | \$17,263 |
| SOCIAL IMPACT | \$78,342 | \$11,667 |

SALARY BY RESIDENT STATUS

| RESIDENT STATUS | MEAN BASE | SIGNING BONUS |
|-----------------|-----------|---------------|
| DOMESTIC | \$97,583 | \$17,790 |
| INTERNATIONAL | \$76,604 | \$13,448 |

*This report was compiled in an effort to conform with MBA CSEA Standards.

- Knowledge rate: 90%
- Students providing salary: 85%
- Graduation dates: September 2017, January 2018, May 2018

NOTE: The Feld Center utilizes the reporting standards established by the MBA Career Services and Employer Alliance. Percentages shown are based on those students reporting data. Knowledge Rates for Offer Acceptances in Class of 2018 is 90%.

TOP HIRING COMPANIES

FULL-TIME MBA CLASS OF 2018

| | | |
|------------------------------|---------------------------------|-----------------------------|
| ACE | Dreambridge Partners LLC | Om International |
| A-Connect | ECA Solar | Oxford Immunotec |
| Adobe | Electra Vehicles, Inc. | PA Consulting Group |
| Aetna | EMD Serono | Pegasystems |
| AlixPartners | Eversource Energy | Philips |
| Bayer Pharmaceuticals | First Data | Playworks |
| Beacon Health Options | GAAMHA | Prudential Financial |
| Blue Shield of California | Hasbro | PwC |
| BlueWave Solar | IBM | Reds Best |
| Bon Me Foods, LLC | IFAW | ReFeel RD |
| Bose | Illumina | Rockland Trust |
| Boston University | Ipsos | Salesforce |
| Bristol-Myers Squibb | IQVIA | Sciex (Danaher) |
| Burns & McDonnell | JBG SMITH | SeraCare Life Sciences Inc. |
| Cabot Corporation | JPMorgan Chase and Co. | Shoobx |
| Cambridge Health Alliance | Kaisa Group Holding | Strategy& |
| Capstone Headwaters | Kaufman Properties | Teledyne |
| CareAcademy | Keurig Green Mountain Coffee | Theragnostics |
| Castalia | KEW | Thermo Fisher Scientific |
| Censeo Consulting Group | KOLgroups | Three River Farmers |
| Change Logic | KPMG | Ticketmaster |
| Cigna | Library of Congress | Tiger Brokers |
| Cisco Systems Inc. | Maine Association of Nonprofits | USI Insurance |
| Cognizant | MaxMind | Visa Inc. |
| CVS Health | Medumo | Vista Print |
| Cycling Sports Group | MGH | Wayfair |
| Dana Farber Cancer Institute | MilliporeSigma | Yahoo |
| Decision Resources Group | Mindboard, Inc. | YinHua Fund Management |
| Dell EMC | Ministry of Finance | |
| Deloitte | Monotype | |